

ROWAN

REHOBOTH

By Sarah Hatton

ZB225-00005

v.1







REHOBOTH

by Sarah Hatton

Craft 

Skill Level 

ZB225-00005 

v.1

SIZE

	S	M	L	XL	XXL	
To fit bust						
	81-86	91-97	102-107	112-117	122-127	cm
	32-34	36-38	40-42	44-46	48-50	in
Rowan Finest						
A Sterling 001						
	6	6	7	8	9	x 50gm
B French Beret 004						
	4	4	5	5	6	x 50gm

**More Yarn
Information**

on knitrowan.com

NEEDLES

1 pair 2¾mm (no 12) (US 2) needles
1 pair 3¼mm (no 10) (US 3) needles

TENSION

28 sts and 36 rows to 10 cm measured over st st using 3¼mm (US 3) needles.

SPECIAL ABBREVIATION

wyab = with yarn at back of work – this is **WS** of work on RS rows and RS of work on **WS** rows.

BACK

Using 2¾mm (US 2) needles and yarn B cast on 123 [137: 155: 171: 191] sts.

Row 1 (RS): K1, *P1, K1, rep from * to end.

Row 2: P1, *K1, P1, rep from * to end.

These 2 rows form rib.

Work in rib for a further 20 rows, ending with RS facing for next row.

Change to 3¼mm (US 3) needles.

Join in yarn A and now work border patt as folls:

Row 1 (RS): Using yarn A knit.

Row 2: Using yarn A purl.

Row 3: Using yarn B K1, *(K1, yfwd, K1) all into next st, sl 1 wyab, rep from * to last 2 sts, (K1, yfwd, K1) all into next st, K1.

Row 4: Using yarn B P1, P3tog tbl, *sl 1 wyab, P3tog tbl, rep from * to last st, P1.

Rows 5 to 8: As rows 1 and 2 twice.

Row 9: Using yarn B K1, *sl 1 wyab, (K1, yfwd, K1) all into next st, rep from * to last 2 sts, sl 1 wyab, K1.

Row 10: Using yarn B P1, *sl 1 wyab, P3tog tbl, rep from * to last 2 sts, sl 1 wyab, P1.

Rows 11 to 14: As rows 1 to 4.

Rows 15 and 16: As rows 1 and 2.

Rows 17 and 18: As rows 9 and 10.

Rows 19 to 22: As rows 1 and 2 twice.

Rows 23 and 24: As rows 3 and 4.

These 24 rows complete border patt.

Break off yarn B and cont using yarn A **only**.

Beg with a K row, cont in st st throughout as folls:

Cont straight until back meas 34 [35: 36: 37: 38] cm, ending with RS facing for next row.

Shape raglan armholes

Cast off 3 sts at beg of next 2 rows. 117 [131: 149: 165: 185] sts.

Sizes S and M only

Next row (RS): K2, sl 1, K1, pssso, K to last 4 sts, K2tog, K2.

Work 3 rows.

Rep last 4 rows 9 [4: -: -: -] times more. 97 [121: -: -: -] sts.

Sizes L, XL and XXL only

Next row (RS): K2, sl 1, K1, pssso, K to last 4 sts, K2tog, K2.

Next row: P2, P2tog, P to last 4 sts, P2tog tbl, P2.

Rep last 2 rows – [-: 1: 7: 14] times more. – [-: 141: 133: 125] sts.

All sizes

Next row (RS): K2, sl 1, K1, pssso, K to last 4 sts, K2tog, K2.

Work 1 row.

Rep last 2 rows 7 [19: 28: 24: 19] times more, ending with RS facing for next row. 81 [81: 83: 83: 85] sts.

Break yarn and leave sts on a holder.

FRONT

Work as given for back until 105 [113: 119: 119: 125] sts rem in raglan armhole shaping.

Work 3 [1: 1: 1: 0] rows, ending with RS facing for next row.

Shape front neck

Next row (RS): K2, sl 1, K1, pssso, K22 [26: 29: 29: 32] and turn, leaving rem sts on a holder. 25 [29: 32: 32: 35] sts.

Work each side of neck separately.

Working all raglan armhole decreases as set, dec 1 st at raglan armhole edge of 4th [2nd: 2nd: 2nd: 2nd] and 3 [0: 0: 0: 0] foll 4th rows, then on foll 1 [8: 10: 10: 12] alt rows **and at same time** dec 1 st at neck edge of next 12 rows, then on foll 3 [3: 4: 4: 4] alt rows, then on 0 [0: 0: 0: 1] foll 4th row. 5 sts.

Work 1 row, ending with RS facing for next row.

Next row (RS): K2, sl 1, K2tog, pssso.

Next row: P3.

Next row: K1, sl 1, K1, pss0.

Next row: P2.

Next row: K2tog and fasten off.

With RS facing, slip centre 53 sts onto a holder, rejoin yarn and K to last 4 sts, K2tog, K2. 25 [29: 32: 32: 35] sts.

Complete to match first side, reversing shapings.

SLEEVES

Using 2¼mm (US 2) needles and yarn B cast on 57 [59: 61: 61: 65] sts. Work in rib as given for back for 12 rows, ending with RS facing for next row.

Change to 3¼mm (US 3) needles.

Join in yarn A and now work border patt as folls:

Row 1 (RS): Using yarn A knit.

Row 2: Using yarn A purl.

Row 3: Using yarn B K1, *(K1, yfwd, K1) all into next st, sl 1 wyab, rep from * to last 2 sts, (K1, yfwd, K1) all into next st, K1.

Row 4: Using yarn B P1, P3tog tbl, *sl 1 wyab, P3tog tbl, rep from * to last st, P1.

Row 5: Using yarn A inc in first st, K to last st, inc in last st. 59 [61: 63: 63: 67] sts.

Row 6: Using yarn A purl.

Rows 7 and 8: As rows 3 and 4.

Rows 9 and 10: As rows 1 and 2.

Row 11: Using yarn B inc in first st, K1, *(K1, yfwd, K1) all into next st, sl 1 wyab, rep from * to last 3 sts, (K1, yfwd, K1) all into next st, K1, inc in last st.

Row 12: Using yarn B P3, P3tog tbl, *sl 1 wyab, P3tog tbl, rep from * to last 3 sts, P3. 61 [63: 65: 65: 69] sts.

These 12 rows complete border patt.

Break off yarn B and cont using yarn A **only**.

Beg with a K row, cont in st st throughout as folls:

Inc 1 st at each end of 5th and 3 [5: 4: 12: 12] foll 6th rows, then on every foll 8th row until there are 93 [97: 99: 103: 107] sts.

Cont straight until sleeve meas 45 [46: 47: 47: 47] cm, ending with RS facing for next row.

Shape raglan

Cast off 3 sts at beg of next 2 rows. 87 [91: 93: 97: 101] sts.

Next row (RS): K2, sl 1, K1, pss0, K to last 4 sts, K2tog, K2.

Next row: P2, P2tog, P to last 4 sts, P2tog tbl, P2.

Rep last 2 rows 3 times more. 71 [75: 77: 81: 85] sts.

Next row (RS): K2, sl 1, K1, pss0, K to last 4 sts, K2tog, K2.

Work 1 row.

Working all raglan decreases as set by last 2 rows, dec 1 st at each end of next and every foll alt row until 31 sts rem.

Work 1 row, ending with RS facing for next row.

Left sleeve only

Dec 1 st at each end of next row, then cast off 6 sts at beg of foll row. 23 sts.

Dec 1 st at beg of next row, then cast off 5 sts at beg of foll row. 17 sts.

Right sleeve only

Cast off 7 sts at beg and dec 1 st at end of next row. 23 sts.

Work 1 row.

Cast off 5 sts at beg and dec 1 st at end of next row. 17 sts.

Work 1 row.

Both sleeves

Rep last 2 rows twice more, ending with RS facing for next row.

Cast off rem 5 sts.

MAKING UP

Press as described on the information page.

Join both front and right back raglan seams using back stitch, or mattress stitch if preferred.

Neckband

With RS facing, using 3¼mm (US 3) needles and yarn B, pick up and knit 24 sts from top of left sleeve, and 24 [24: 27: 27: 30] sts down left side of front neck, K across 53 sts on front holder, pick up and knit 24 [24: 27: 27: 30] sts up right side of front neck, and 24 sts from top of right sleeve, then K across 81 [81: 83: 83: 85] sts on back holder dec 1 st at centre. 229 [229: 237: 237: 245] sts.

Row 1 (WS): Purl.

Join in yarn A and now work border patt as folls:

Row 2: Using yarn A K1, *(K1, yfwd, K1) all into next st, sl 1 wyab, rep from * to last 2 sts, (K1, yfwd, K1) all into next st, K1.

Row 3: Using yarn A P1, P3tog tbl, *sl 1 wyab, P3tog tbl, rep from * to last st, P1.

Row 4: Using yarn B knit.

Row 5: Using yarn B P4 [4: 4: 4: 2], (P8, P2tog, P2tog tbl, P8 [8: 7: 7: 8]) 11 [11: 12: 12: 12] times, P5 [5: 5: 5: 3]. 207 [207: 213: 213: 221] sts.

Row 6: Using yarn B knit.

Row 7: Using yarn B purl.

Row 8: Using yarn A K1, *sl 1 wyab, (K1, yfwd, K1) all into next st, rep from * to last 2 sts, sl 1 wyab, K1.

Row 9: Using yarn A P1, *sl 1 wyab, P3tog tbl, rep from * to last 2 sts, sl 1 wyab, P1.

Row 10: As row 4.

Row 11: Using yarn B P3 [3: 1: 1: 0], (P8 [8: 9: 9: 8], P2tog, P2tog tbl, P8) 10 [10: 10: 10: 11] times, P4 [4: 2: 2: 1]. 187 [187: 193: 193: 199] sts.

Rows 12 and 13: As rows 6 and 7.

Rows 14 to 16: As rows 2 to 4.

Row 17: Using yarn B P3 [3: 2: 2: 5], (P8, P2tog, P2tog tbl, P8 [8: 9: 9: 9]) 9 times, P4 [4: 2: 2: 5]. 169 [169: 175: 175: 181] sts.

These 17 rows complete border patt.

Break off yarn B and cont using yarn A **only**.

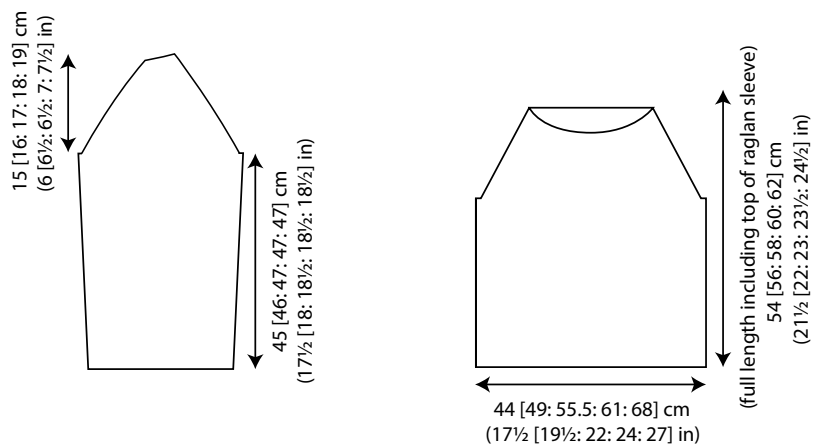
Row 18 (RS): Knit.

Change to 2¼mm (US 2) needles.

Beg with row 2, work in rib as given for back for 7 rows, ending with RS facing for next row.

Cast off in rib.

See information page for finishing instructions



**Information
Pages**